

SPECIFICATION SHEET

Bridge

The Flair Bridge is a dedicated plug-and-play networking device required for **Entry Level Zoning and Air Balancing** solutions. It also enables Flair Pucks to be fully wireless in all Flair solutions.

Product	SKU	UPC
Bridge	FLAIRBRIDGE001	868596000268
Bridge Pro	FLAIRBRIDGE001P	850047423146

CONTROLLABLE EQUIPMENT



Flair
Smart Vents



Boiler
(Hydronic) Heat



Electric
Baseboard



Mini Splits



Cassettes



PTACs



Other IR
Controllable
Equipment

SPECIFICATIONS

Terminal Blocks (Bridge Pro): 17 in total

- 11 blocks support 7 zones (4 dry contacts, 3 wet contacts)
- 6 blocks support RS-485 COM BUS

Operating Temp Range: 0°C to 50°C / 32°F to 122°F

Storage Temp Range: -10°C to 55°C / 14°F to 131°F

Operating Humidity: 5% to 95% RH (non-condensing)

Color: White


Radios: Wi-Fi, 915 MHz (with long range antenna)

Power: 24 VAC (Bridge Pro), USB-C

Max Power Draw (Bridge Pro Only): 10VA @24VAC

Mounting: Keyhole slots

DIMENSIONS



PRO ONLY

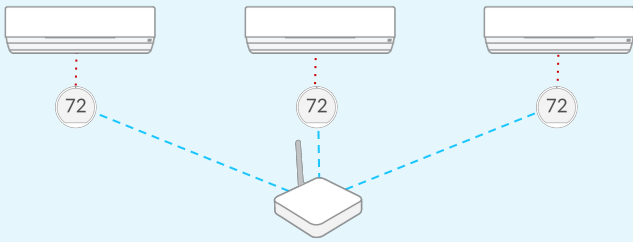
Bridge Pro



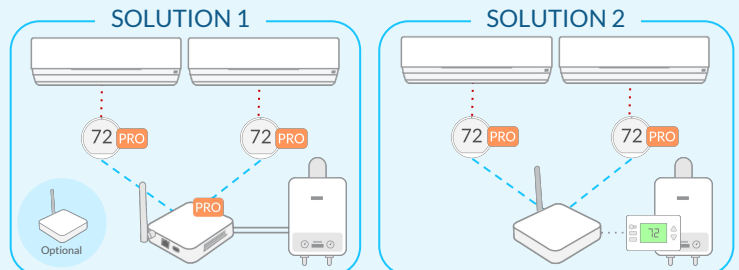
The Flair Bridge Pro has three applications:

- **Pro/Pro+ Zoning and Air Balancing** = Monitors static pressure and controls fan speed.
- **Staged Heating (Integrated Controls)** = Activates secondary heat and manages energy use.
- **Smart Heating Controls** = Interfaces with boiler and electric baseboard control panels to manage temperature.

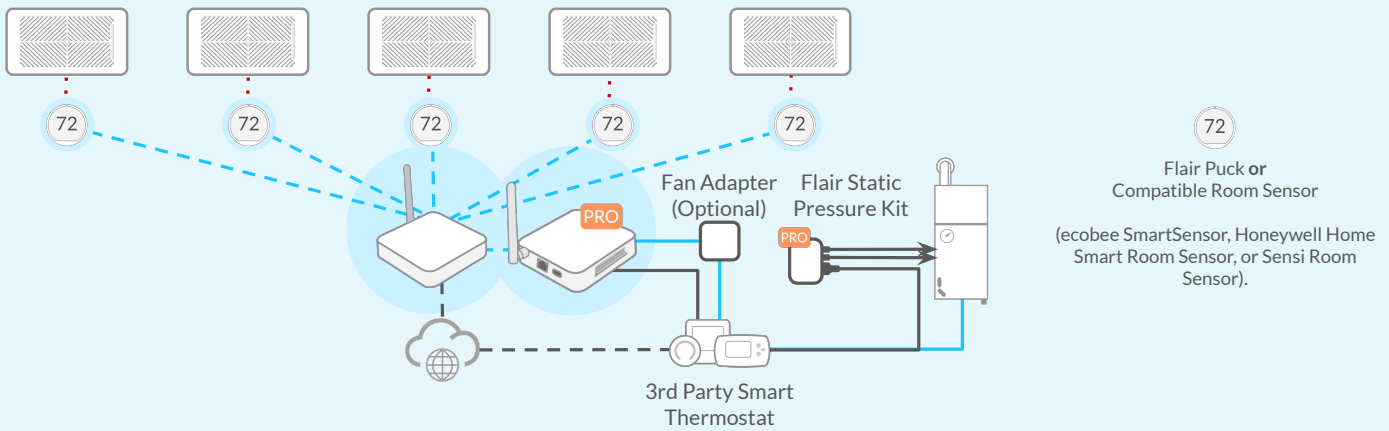
DUCTLESS CONTROL



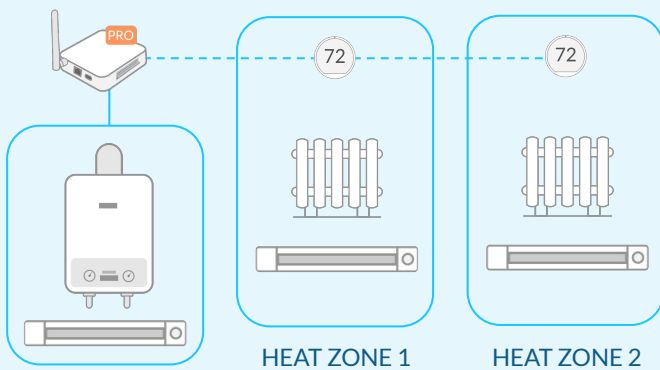
STAGED HEATING/INTEGRATED CONTROLS



ZONING & AIR BALANCING



SMART HEATING CONTROL



CONNECTIVITY

Ethernet
(No Wi-Fi Required)

OR

Wi-Fi
(2.4 GHz)



WIRING GUIDE
flair.co/wiring

RESOURCES



ZONING SOLUTION GUIDE
flair.co/smart-vent-solution-guide



DUCTLESS INSTALL GUIDE
flair.co/ductless-install-guide/



STAGED HEATING GUIDE
flair.co/staged-heating-guide



SMART HEATING SOLUTION GUIDE
flair.co/smart-heating-guide