



Bridge Installation Guide

For full instructions visit flair.co/welcome

View our installation guides, user guides, and support dashboard at support.flair.co

QUICK START GUIDE

1

INSTALL THE FLAIR APP

Flair has mobile and web apps.
Available for iOS, Android and Chrome.



flair.co/ios



flair.co/android

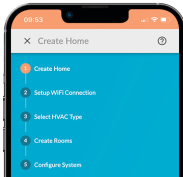


my.flair.co

2

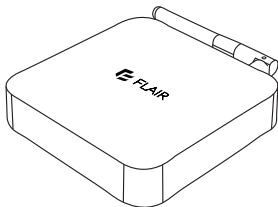
RUN THE SETUP

The Flair App will guide you through step-by-step instructions to connect your devices and complete setup.



WHAT'S IN THE BOX?

A



B



C



D



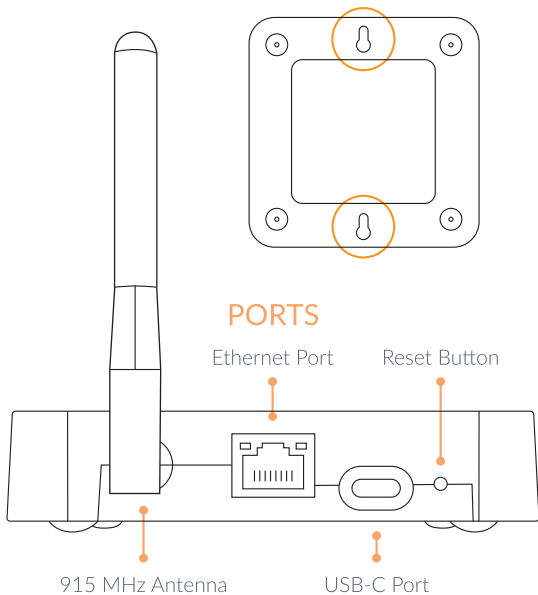
A. Bridge

B. Power Adapter

C. USB Cable

D. Ethernet Cable

OPTIONAL MOUNTING HOLES



LED INDICATORS

COLOR	STATUS
Pulsing Blue	Ready for Wi-Fi setup
Pulsing White	Ready for Ethernet setup
Solid Blue	Connected to Wi-Fi/ Ethernet setup complete
Pulsing Red	No internet access
Solid Red	Failed to connect to Wi-Fi/Ethernet
Flashing Green	Over-the-Air (OTA) in progress
Solid Green	Over-the-Air (OTA) successful
Pulsing Orange	Setup mode enabled

NEED ASSISTANCE? WE'RE HERE TO HELP.

If you have any questions as you set up your Flair home, please contact us at support@flair.co

FCC COMPLIANCE STATEMENT

FCC ID: 2AK78BRIDGE

Contains FCC ID: 2AC7Z-ESPS3WROOM1

IC: 22464-BRIDGE

Contains IC: 21098-ESPS3WROOM1

Model: BRIDGE-1.0

This device complies with Part 15 of the FCC Rules .Operation is subject to the following two conditions: (1) this device may not cause harmful interference, and (2) this device must accept any interference received, including interference that may cause undesired operation.

FCC STATEMENT

Changes or modifications not expressly approved by the party responsible for compliance could void the user's authority to operate the equipment.

This equipment has been tested and found to comply with the limits for a Class B digital device, pursuant to Part 15 of the FCC Rules. These limits are designed to provide reasonable protection against harmful interference in a residential installation. This equipment generates, uses and can radiate radio frequency energy and, if not installed and used in accordance with the instructions, may cause harmful interference to radio communications. However, there is no guarantee that interference will not occur in a particular installation.

If this equipment does cause harmful interference to radio or television reception, which can be determined by turning the equipment off and on, the user is encouraged to try to correct the interference by one or more of the following measures:

- Reorient or relocate the receiving antenna.
- Increase the separation between the equipment and receiver.
- Connect the equipment into an outlet on a circuit different from that to which the receiver is connected.
- Consult the dealer or an experienced radio/TV technician for help.

This equipment complies with FCC radiation exposure limits set forth for an uncontrolled environment. This equipment should be installed and operated with minimum distance 20cm between the radiator and your body. This transmitter must not be co-located or operating in conjunction with any other antenna or transmitter.

Canada Statement

This device complies with Innovation, Science and Economic Development Canada's license-exempt RSS standard(s). Operation is subject to the following two conditions:

(1) this device may not cause interference, and (2) this device must accept any interference, including interference that may cause undesired operation of the device.

Le présent appareil est conforme aux Innovation, Sciences et Développement économique Canada's applicables aux appareils radio exempts de licence. L'exploitation est autorisée aux deux conditions suivantes : (1) l'appareil ne doit pas produire de brouillage, et (2) l'utilisateur de l'appareil doit accepter tout brouillage radioélectrique subi, même si le brouillage est susceptible d'en compromettre le fonctionnement.

This equipment complies with FCC/IC RSS-102 radiation exposure limits set forth for an uncontrolled environment. This equipment should be installed and operated with minimum distance 20cm between the radiator & your body.

Ce matériel est conforme aux limites de dose d'exposition aux rayonnements, fac / ic rss-102 énoncée dans un autre environnement.cette equipment devrait être installé et exploité avec distance minimale de 20 entre le radiateur et votre corps.

